WWW.EZPoolLinerDirect.com

In Ground Vinyl Step Measuring Form

Name: _____

Address: _____

City: _____ **State/Prov:** _____ **Zip/Postal Code:** _____

Phone: Home (_____) _____ Work (_____) _____

Fax: (_____) _____ **Email** _____

A **Back Corners: If non-square measure the distance from 1 to 2**

☐ **Square**

☐ **Radius** **Size:** _____ **in.**

☐ **Cut** **Size:** _____**in.**

B **Recess Corner: If non-square measure the distance from 1 to 2**

☐ **Square**

☐ **Radius** **Size:** _____ **in.**

☐ **Cut** **Size:** _____**in.**

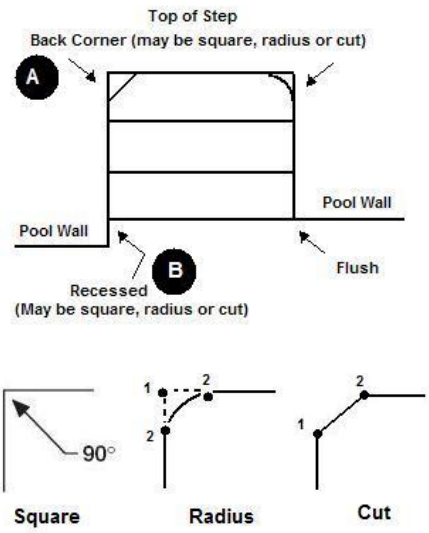

C **Step Location: Measure X and Y. Check the location box that applies.**

X: ____ **ft** ____ **in** **Y:** ____ **ft** ____ **in**

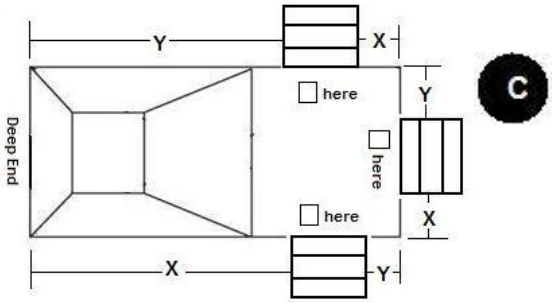

E **Riser and Treads: Measure the riser heights and tread depths.**

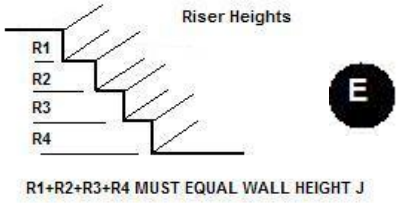

R1 _____**in**

R2 _____**in**

R3 _____**in**

R4 _____**in**

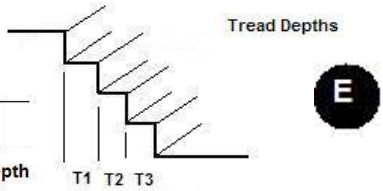

T1 _____**in**

T2 _____**in**

T3 _____**in**

D **Depth and Width: Measure the total step width and depth. Note that the depth includes the recess.**

Depth _____**in**

Width _____**in**

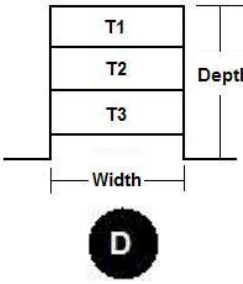

F **Do you need loops for rods to secure the steps?**

☐ **Yes**

☐ **No**

<u>Take all measurements to the nearest ¼"</u>