

In Ground Vinyl Step Measuring Form

Name: _____
Address: _____
City: _____ **State/Prov:** _____ **Zip/Postal Code:** _____
Phone: Home (____) _____ Work (____) _____
Fax: (____) _____ **Email:** _____

A Back Corners: If non-square measure the distance from 1 to 2

Square

Radius Size: _____ in.

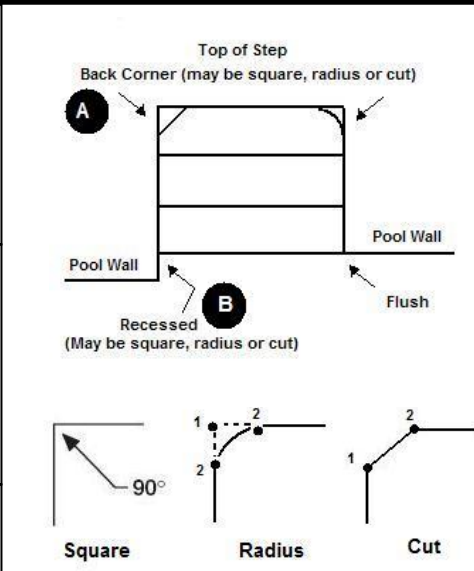
Cut Size: _____ in.

B Recess Corner: If non-square measure the distance from 1 to 2

Square

Radius Size: _____ in.

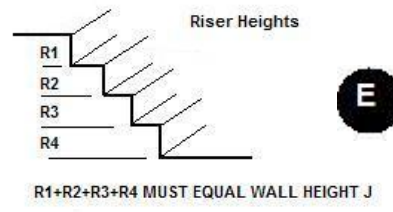
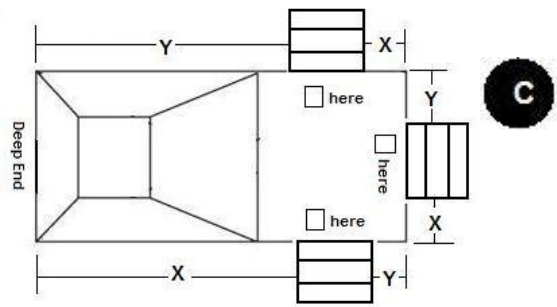
Cut Size: _____ in.



C Step Location: Measure X and Y. Check the location box that applies.

X: ___ ft ___ in Y: ___ ft ___ in

E Riser and Treads: Measure the riser heights and tread depths.

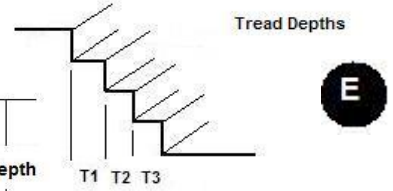


R1 _____ in

R2 _____ in

R3 _____ in

R4 _____ in



T1 _____ in

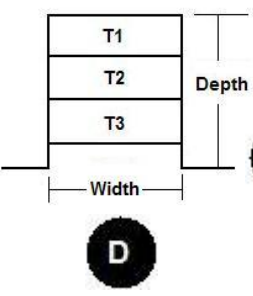
T2 _____ in

T3 _____ in

D Depth and Width: Measure the total step width and depth. Note that the depth includes the recess.

Depth _____ in

Width _____ in



F Do you need loops for rods to secure the steps?

Yes

No

Take all measurements to the nearest 1/4"